

*The Bible is like a library made up of 66 books written by many different people over many years.*

*The Old Testament books were written before Jesus was born. They are the holy stories he would have grown up hearing and reading. There are 39 of these.*

*The New Testament tells us the stories of Jesus and his followers. There are 27 books in the New Testament.*



*Can you find and colour the book on the bookshelf that this week's story is from?*

*If you have a Bible, see if you can find the story in there.*

*You could print this out once and colour each new book on the bookshelf as you read stories from it*









## **E**

*Each day over a mealtime, have a quick conversation. Here are a few questions to get you going.*

o




**E**


What treasures can you find to put in the box for your little ones to explore?

Perhaps older children could help find the things.

Use a box or a bag to hold the treasures and encourage an little ones to e plore hat s in the box/bag each week to go with the Bible story.




A bag ith coins in



Something ith rainbo colours for God s promise

A receptacle to hold the coins preferabl one hich ill make a noise



A to to represent the t o people one rich and one poor









***E***

***E***

***EE***


*Small piece of paper/ card*

*Sticks*


*Pens*

*Pictures (optional)*

*Glue (optional)*



I wonder what the rich man was thinking when he gave the money to God?



**E**

Lambsongs.co.nz via freebibleimages.com





*The widow did not make a big show of giving her coins, even though they were all she had. I wonder if you can give a secret message to someone unnoticed? It might be a message of thanks or love or a Bible verse.*

- E** *Some sticky notes, or some clothes*
- pegs*
- A pen*

*Write your message on the peg or the sticky note and leave the message for someone without them seeing you. You could place the note on a lunchbox, in a pencil case, inside a cupboard door, on a mirror or, for even more of a challenge, try clipping the peg or sticking the note on to someone's clothing without them noticing so that a kind message comes as a complete surprise when they find it.*

*Remember the idea is to do it without being seen!*



## E

*In our story we have learnt that it is important to give all we can with a generous and thankful heart for God.*

- E** Paper
- Pencils/ crayons
- Coins
- Scrap card
- A jar or clear container



*Place coins under plain paper and rub with a pencil or crayon and watch the image appear on the paper. Continue to make as many coins as you think you may need.*



*Cut them out and stick onto card to make them stronger.*

*On the reverse, write some different ways you may offer help or encouragement to other friends and family. It maybe by doing a chore to help them, giving them a smile or a kind word, praying for them, listening when they want to talk etc.*

*Place the coins in a jar.*

*Pick one out each day and see if you can do what is suggested on your coin. Maybe each member of your family could pick a coin so the giving grows.*





**C E**  
**E**

*E er da Faith*

*This week we have been thinking about giving from the heart – generous giving, quiet giving, giving out of love not for show. Can you continue this theme through the week, giving generously to God and to others without waiting for people to notice? How about letting someone else in your family have the biggest helping of something good to eat? How about giving someone the gift of your time and trying not to rush them just because you've got something else you want to do? Or letting someone go before you in a queue or turn taking?*

*Scrapbooking*

*We have found out how to do coin rubbings this week. Can you do some rubbings of different coins and put them into your scrapbook? Look up Luke 12:34 in your Bible or on a Bible App or <https://www.biblegateway.com/passage/?search=Luke+12%3A34&version=NIVUK> Have a think about what this verse might mean and write it under your coins.*

*Take it Further*



**E**

You've shared together, now share with us

Why not send photos of your crafts, your treasure boxes, your Walking the Way challenges - or dress up to make a tableau of the Big Story and take a photo to send in.

Email your photos to:           **E**  **C**  
with parental permission for them to be used in publicity and online URC social media.

Alternatively, share them on our Facebook page

  **C**  **E E**

Remember you can find more resources on our website:

  **C**  **E E**

And if you've enjoyed these activities, please let us know whether our local church runs Pilots or Friends on Faith Adventures (FOFA) when things get back to normal again.