



Welcome to Families on Faith Adventures @ Home!

This resource has been put together for you by the United Reformed Church Children's and Youth Work team and the synod CYDOs and their equivalents.







Get to know your Bible



Bible context: Genesis



The Story:



Ideas to Retell/Explore the Story

The story so far

We have met Joseph who lived with his large family, including 11 brothers.

Joseph is different from his brothers. He has dreams, he has a special coat. His brothers are jealous.

The brothers throw Joseph into a well, but then seize an opportunity and sell him to some Egyptian slave traders. They tell their father that Joseph has been killed.



Play with the Story.

Have a go at recapping or capturing the story; perhaps you might do a photo challenge with freeze frames of the key parts of the story, or you could draw cartoon storyboards, or make it as Lego scenes. Once you have retold the main parts of the story for yourself, you could use the images to play sequencing games, mix them up and put them in the right order again. I wonder what the story would have looked like if things had happened in a different order? Where can you see God in the story?


Modern Parables – Familiar stories to explore the theme

Paper Dolls by Julia Donaldson

Retold by Storyvision Studios

A story about a family of paper dolls who have lots of adventures, they all hold hands and they won't let go of each other


<https://www.youtube.com/watch?v=lbBQ4lqXT8I>



Other FOFA episodes related to this theme

70 x 7 session about forgiveness [https://urc.org.uk/wp-content/uploads/1638/09/Families_on_Faith_Adventures - Week 9 - 70 x 7 Forgiveness.pdf](https://urc.org.uk/wp-content/uploads/1638/09/Families_on_Faith_Adventures_-_Week_9_-_70_x_7_Forgiveness.pdf)

Table Top Discussions .551(s)(2)-1(1s)-5.LBody scn/TT-55275354 httFor -5(w@p



What's in the box?

What treasures can you find to put in the box for your little ones to explore?

Perhaps older children could help find the things.



Use a box or a bag to hold the treasures and encourage any little ones to explore what's in the box/bag each week to go with the Bible story.



A happy face and sad face, maybe on opposite sides of a plate or spoon



Something with rainbow colours for God's promise



A cup or beaker (unbreakable)



Something to eat



A bag





A pillow for the dreams

a family



A crown









Pray Together

Love Heals


Cut out two concertina people by folding the















*Our Walking the Way
Challenge*



Adventurers Go!

You've shared together, now share with us!

Why not send photos of your crafts, your treasure boxes, your Walking the Way challenges - or dress up to make a tableau of the Big Story and take a photo to send in.

Email your photos to: [*lorraine.webb@urc.org.uk*](mailto:lorraine.webb@urc.org.uk)