



Welcome to Families on Faith Adventures @ Home!

This resource has been put together for you by the United Reformed Church Children's and Youth Work team and the synod CYDOs and their equivalents.

We hope you will enjoy sharing a time of faith and fellowship together as a family through these stories, games, activities, and prayers. They are designed as a 'pick and mix' of ways to experience God's message through the Bible, exploring what it means to you and express that in words and action. They are not linked to the lectionary but can be used in any order





families



Bible context Luke


The book of Luke was written by Luke the disciple around 60 AD. Luke was a Gentile and a doctor and he writes his book for all people. He wants to show that Jesus was God's son, who came to the world for everyone, Jew, Gentile, rich, poor, an extraordinary Saviour for the ordinary everyday people. This is why his books tells the stories of everyday people and their part in the Christmas story, such as the shepherds on the hillside and today's story of a young girl called Mary who is going to get a big surprise.

Watch and Listen

An unexpected Christmas by St Pauls Auckland (Well worth a watch)

<https://www.youtube.com/watch?v=TM1XusYVqNY>

He's Here! From the Jesus Storybook Bible read by David Suchet



‡ the box?

What treasures can you find to put in the box for your little ones to explore?

Perhaps older children could help find the things.

Use a box or a bag to hold the treasures and encourage any little ones to explore what's in the box/bag each week to go with the Bible story.



Pray Together

k

8

You will need a small mirror.

Hold the mirror in your hand and see how you can catch sunshine or electric light and reflect it into places that are dark. See how far you can make the reflection go. We can be like the mirror and reflect Christ's light into the world. Just as the angels filled the sky with amazing light, ask God to help you be a light to reflect a message of hope and peace to the people you meet.

Here are some ideas for reflecting Christ's light:

Loving and praying for people

Sharing Jesus with our friends and family

Helping other people

Caring for God's Creation

A host of Angels

You will need: Angel shapes cut out of paper

Glue



families



Pray Together

Angel Prayers

The angels in the Christmas story had different jobs to do and, in the Bible, we can find lots of stories about angels with different tasks too. Some were sent to sing God's praises, playing trumpets and lyres and harps; some proclaimed messages from God; some protected others like the angel that told Joseph to travel a different way home after Jesus was born.

Write out the words on angel shaped cards

- Praise
- Protect
- Proclaim (telling others the good news)

Place the angels on the table or floor and think about each word. Get everyone to write on the words, people and places that are in need of Gods protection, situations that you want to give thanks for and people who you would like to know the good news of Jesus.

Seeing Angels, Being Angels

God, who sends angels into the world



families



www.familytime.org.uk

u) u

Unexpected Angels

You will need: Some old books or catalogues
Drink cans
String
Or just some bits of junk

What you do:
Create some angels out of junk. Use your imagination and see what you can do.

Here are some ideas:

- o *fold an old book or catalogue into a beautiful angel,*
- o *squeeze a drinks can and decorate it to make a choir of angels with their mouths open wide to sing;*
- o *wind some string or ribbons around your fingers to make angel decorations.*
- o *Or maybe you can come up with a different idea.*

The Bible tells me that we sometimes might meet unexpected angels – angels in our everyday lives that we just don't recognise. I wonder where we can see unexpected angels around us this Advent.

The Tin Can Angels

The String and Ribbon Angels



To Do u

Catalogue Angels

You will need: An old catalogue about 150 pages long, alternatively you can use an old book (just make sure it is a glued spine not sewn)

What you do:
Remove the cover from the catalogue and, if necessary, enough pages to leave approximately 150 pages for the angel.

Take just the first page and fold the top right corner down onto the spine of the catalogue as shown to the left.

Now fold the same sheet again in the same direction so that the outer edge of the sheet lines up with the spine of the catalogue as shown.

Turn the bottom of the page (that sticks out below the book) up inside the folds of the page.





Now the bottom of the folded page should line up perfectly with the bottom of the catalogue.


Now simply repeat for 20 pages.



Form the head

Cut 8 circles out of old junk mail, fold the circles in half and glue them together to create a sphere. Slot the head between the wings and glue in place.





*Our Walking the Way Challenge
this time is*



Adventurers Go!

You've shared together, now share with us!

Why not send photos of your crafts, your treasure boxes, your Walking the Way challenges - or dress up to make a tableau of the Big Story and take a photo to send in.

Email your photos to: lorraine.webb@urc.org.uk with parental permission for them to be used in publicity and online URC social media.

*Alternatively, share them on our Facebook page
<https://www.facebook.com/URCchildren.and.youth/>*

*Remember you can find more resources on our website:
<https://urc.org.uk/resources-for-children-and-youth>*

And if you've enjoyed these activities, why not see whether your local church runs Pilots or Friends on Faith Adventures (FOFA) when things get back to normal again.

Created for you by Nicola Grieves (Eastern Synod), Judy Harris (National Synod of Wales), Hannah Middleton (Northern Synod), Philip Ray (Wessex Synod, North), Lorraine Webb (Programme Officer for CYW), and