

Get to know your Bible

The Bible is like a library made up of 66 books written by many different people over many years.

The Old Testament books were written before Jesus was born. They are the holy stories he would have grown up hearing and reading. There are 39 of these.

The New Testament tells us the stories of Jesus and his followers. There are 27 books in the New Testament.

*Can you find
and colour the
book on the
bookshelf that
this week's
story is from?*

*If you have a
Bible, see if
you can find
the story in
there.*

*You could print this
out once and colour
each new book on
the bookshelf as you
read stories from it.*



Bible context - John

The book of John was written around 90 AD by John, one of Jesus' disciples. The book is often the one recommended for new Christians to begin with. It tells the stories of Jesus' life,



Symbols of the Holy Spirit

People have used many images of the Holy Spirit, here a just a few.

Fire

Dove

Water

Wild Goose

Wind

Oil

Triangle

A light/candle

Hand

Gift

What do you think each of these symbols teach us about the Holy Spirit? Do you know of any




Table Top Discussions

Each day over a mealtime, have a quick conversation. Here are a few questions to get you going:

- *The Holy Spirit was promised to all of Jesus' disciples. What does that mean for people today?*
-





Pray Together

Do Not Let Your Hearts be Troubled


You will need: Hearts cut from paper or card
Sticking plasters

"I leave you peace. My peace I give you. I do not give it to you as the world does. So don't let your hearts be troubled. Don't be afraid"

John 14:27

Take the hearts and tear them in half. As you do, think about the things that make you cross or worry you. Think about situations where things might feel like they are broken.

Take a sticking plaster and mend the heart by sticking the two pieces back together. Pray for God to bring peace into the broken situation, to bring peace where there is anger and fill you with God's love.



A prayer to say together

*Dear God,
where there are families in distress,
we pray for your peace.
In the playground or park,
where children fight or disagree,
we pray for your peace.
Where people are cross, worried or anxious,
we pray for your peace.
Dear God, give us your peace and make us peacemakers.
Amen.*



Pray Together

Foaming Prayers

You will need some gel/foam soap or shaving foam.

Spray the gel onto your hands and shape it as foams, or you can spray it onto a plate and mould it there. As you mould it or just feel the softness of it in your hand, listen to this song and think about God's Holy Spirit filling you up.


May the God of Hope by Doug Horley

<https://www.youtube.com/watch?v=JQAtIWOLHYc>



An alternative

Spray the gel onto a plate, find somewhere quiet to sit, and just watch the foam grow and change. If you listen carefully you can hear the bubbles popping as it grows and changes into foam. Know that God is with you and, as the foam changes, quietly ask God to fill you with the Holy Spirit.





TO DO TOGETHER...



Love Mobile

Our Bible passage uses the word love quite a few times. There are times when following God's rules and Jesus' teaching about love is easy and times when it can be a challenge. The mobile reminds you of the Bible verses and you can make the hearts soft and smooth or rough depending on whether you find the message easy, tricky, helpful or challenging. You may want to add some encouragement of your own to help you too.



You will need: Card- recycled if possible
Scissors
Glue
Coloured paper
(e.g. recycled wrapping paper, envelopes, or colour some plain paper)
Items to add texture:
foil, mini pom-poms, wool, thicker paper, kitchen paper, bubble wrap, material from worn out clothes etc.

What you do:

Draw different sized hearts on the card. Cut out and colour/cover one side with coloured paper, foil, wool, collage of different textures. Write your Bible quotes on the other side.

Join the hearts together using wool/string. When your mobile is complete, make sure you have a loop on the top to hang it up with.





TO DO TOGETHER...

Pentecost Mosaic

You



TO DO TOGETHER...

Bubble Blowing

*You will need: Pipe Cleaners
Bubble mixture*

What you do

Create some shapes using the pipe cleaners. We used cups and boxes to help us get some good shapes. Now attach an additional pipe cleaner as a handle. Dip it into some bubble mixture and breathe.

The disciples were confused and worried what was going to happen. Blowing bubbles helps us to regulate our breathing and so





Adventurers Go!

You've shared together, now share with us!

Why not send photos of your crafts, your treasure boxes, your Walking the Way challenges - or dress up to make a tableau of the Big Story and take a photo to send in.

Email your photos to: lorraine.webb@urc.org.uk with parental permission for them to be used in publicity and online URC social media.

Alternatively, share them on our Facebook page <https://www.facebook.com/URCchildren.and.youth/>

Remember you can find more resources on our website: <https://urc.org.uk/resources-for-children-and-youth>

And if you've enjoyed these activities, why not see whether your local church runs Pilots or Friends on Faith Adventures (FOFA) when things get back to normal again.

Created for you by Nicola Grieves (Eastern Synod), Judy Harris (National Synod of Wales), Hannah Middleton (Northern Synod), Philip Ray (Wessex Synod, North), Lorraine Webb (Programme Officer for CYW), and Ruth White (Wessex Synod, South) on behalf of the CYDO+ and Children's and Youth Work team and Pilots.

