

The Bible is like a library made up of 66 books written by many different people over many years.

The Old Testament books were written before Jesus was born. They are the holy stories he would have grown up hearing and reading. There are 39 of these.


The New Testament tells us the stories of Jesus and his followers. There are 27 books in the New Testament.




Can you find and colour the book on the bookshelf that this week's story is from?

If you have a Bible, see if you can find the story in there.

You could print this out once and colour each new book on the bookshelf as you read stories from it.



Dominic Barton




The first book of Kings (known as 1 Kings) was written around 550 years BCE. We are not sure who wrote it, it may have been many authors, but it was probably written in Babylon during the great exile. The book continues the story from the book of Samuel and contains the stories of a prophet named Elijah.

The story of Elijah and the prophets of Baal encourages us to consider who we believe God is.



Elijah and the prophets of Baal by Kids church
<https://www.youtube.com/watch?v=qEEw0adshpM>
Animation by Rene Pfitzner (suitable for older children)
<https://www.youtube.com/watch?v=9xiyljA9qz0>
Elijah's whole story Cartoon by Crossroads Kids
<https://www.youtube.com/watch?v=2T5gAXoerjw>



This is a good time of year to be exploring this story as we see our communities celebrating Hallowe'en and possibly holding their bonfire parties. The story of Elijah and the prophets of Baal helps us to explore what we celebrate and worship and what we chose not to. The materials in this pack might also offer your family the opportunity to discuss and explore together what your response is to festivals such as Hallowe'en. Think about why this can be a difficult time for some families who don't want to participate. Each family has to make their own choices about things like Trick or Treat and Hallowe'en parties, and about bonfire night. What might be the good things about these events and what might be considered not so good. Your local churches might be offering some alternatives that you can take part in and here are a few others to consider:

<https://content.scriptureunion.org.uk/resource/light-party->




What treasures can you find to put in the box for your little ones to explore?

Perhaps older children could help find the things.




Use a box or a bag to hold the treasures and encourage any little ones to explore what's in the box/bag each week to go with the Bible story.




God Is...

1 Kings 18 verses 20-39




Tissue paper or fabric in the colour of flames


Something with rainbow colours for God's promise



Building blocks or bricks



Toy clock or unbreakable watch



Twigs




A tray of sand to play/build in



After Elijah had a great victory he ran away and, after 40 days in the desert, he hid in a cave on Horeb. God spoke to Elijah, not in the strong wind or the earthquake, but in a small whisper. God is at work all around us even if we don't see it. God is in the big things but also in the very small: even in a whisper, as Elijah discovered.



*Find some leaves and leave them to dry on a piece of kitchen paper.
Take some leaves and hold them in your hand, feeling how fragile and delicate they are. Know that God is in all things.
Use the leaves to create a picture on your window. Use some cling film or sticky back plastic and stick the four corners lightly to the window so that the light can shine through. Take it in turns to add a leaf and ask God to be with you on the small things as well as the big things.*



As an alternative you could make your picture on a piece of paper.



Find some stones as flat as possible so that they will stack together. Write on words that help you think about God. For example:

- God is rock*
- God is love*
- God is hope*
- God is joy*
- God is peace*
- God is our tears*

Take the stones and find somewhere quiet to talk to God. As you place each stone, ask God to be with you. When you are sad, when you need strength,


when things seem impossible, when you are confused and angry, when you are happy. God was with Elijah no matter what he faced and God is with you.

Place the stones somewhere you will see them and where others can see them too.



Find a place to sit quietly and watch the meditation on "God is..." or you





It's hard to think what God might look like and I have decided to try by carving a face into a pumpkin.

First, make sure your pumpkin is clean.

Now decide what you think God may look like. Maybe you could carve a face on one side and what God means to you on the other.

This might not be something you can rush but need time to think deeply about before you start.

As you scoop out your pumpkin, think about all the things of the story that were messy and how some of the people had moved away from God.

Any pumpkin seeds could be saved and given to the birds who are becoming hungry as berries disappear from our hedgerows. Think about how God brings good even out of messy situations. Can you make something tasty with the insides of the pumpkin for your family to eat too?

Now carve your pumpkin



At Home:



You've shared together, now share with us!